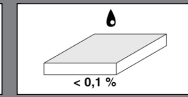
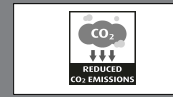
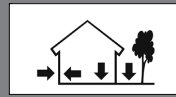




SCHÖNOX® Q2

Dust reduced, normal setting flexible adhesive

especially for laying fully vitrified tiles, ceramic tiles and slabs by the thin-bed and mid-bed method. Suitable on walls and floors. As well as soft and construction boards. Suitable on floor heating systems. Meets requirements of the EN 12004 C2 TE. For floor and wall installations in interior and exterior areas.



Product characteristics

- EMICODE EC 1^{PLUS}: very low emission
- fulfills the C2 TE requirements according to EN 12004
- -23 % CO₂ Emissions
- frost resistant according to EN 12004
- water-proof according to EN 12004
- dust reduced
- suitable for vitrified tiles
- flexible
- sturdy
- suitable for application on subfloor heating systems
- synthetic resin-modified
- long open time
- layer-thickness up to 10 mm
- possible to level out
- low in chromate according to REACH

Applications

SCHÖNOX Q2 is suitable for setting with the thin- and middle-bed-method of:

- ceramic coverings
- fully vitrified tiles
- stoneware tiles
- stoneware mosaic
- earthenware tiles
- cotto
- hand-made slabs
- split clinker flags and floor quarry
- natural, artificial and concrete stone slabs not sensitive to deformation
- natural-, artificial- and cast stone tiles not sensitive to discolouration
- soft and construction boards

Substrates

SCHÖNOX Q2 is suitable on:

- concrete (at least 6 months old)
- aerated concrete
- cement plaster, lime-cement plaster (CS II, CS III of CS IV according to EN 998-1, compression strength $\geq 2,5$ N/mm²)
- gypsum plaster according to EN 13279-1, compression strength $\geq 2,5$ N/mm²; residual moisture $\leq 1,0$ CM-%)

- gypsum board
- masonry
- construction boards
- cement and rapid cement screeds
- calcium sulphate based screeds
- SCHÖNOX water membranes
- old ceramic coverings
- On floors in exterior areas, and in combination with bonded sealings (e.g. SCHÖNOX 1K DS PREMIUM, SCHÖNOX 2K DS RAPID) adhesive layer thickness max. 5 mm for the buttering-floating-method.
- For thin-bed-method regarding the BALTERRA®- combination with SCHÖNOX MSE or SCHÖNOX EP DRAIN: SCHÖNOX Q12, SCHÖNOX Q6, SCHÖNOX Q6 W and SCHÖNOX TT S8 are recommended. For the mid-bed or thick-bed method in the BALTERRA®-combination with SCHÖNOX MSE or SCHÖNOX EP DRAIN is recommended SCHÖNOX Q6 or SCHÖNOX Q6 W. For supporting the functionality of the drainage in the joint area, the buttering-method has to be used.
- The product data sheets of the system-products have to be respected.

Requirements of substrate

- Adequate dryness, strength, bearing strength, evenness and dimensional stability.
- Free of residues which reduce adhesion, e.g. dust, dirt, oil, fat and loose particles.
- Surface treatments or any "friable" areas of the subfloor must be mechanically removed and the subfloor repaired with SCHÖNOX leveling compounds as required.
- Substrate should fulfill the requirements of DIN 18 202, tolerances in building constructions.
- The requirements of DIN 18 157 are applicable.
- With subsequent installation of ceramic coverings cement screeds are required

Technical data

- Pot life: approx. 3 hours at +20 °C
 - Open time (EN 1346):¹ approx. 30 minutes
 - Ready for foot traffic: after approx. 24 hours
 - Ready for grouting: after approx. 24 hours in interior areas, at least after approx. 48 hours in exterior areas.
 - Application temperature: not below +5 °C
 - Temperature resistance: completely cured -20 °C to +80 °C
 - Material consumption (powder): with 6 mm notched trowel approx. 2,4 kg/m² with 8 mm notched trowel approx. 2,9 kg/m² with 10 mm notched trowel approx. 3,4 kg/m²
- ¹The open time is subject to temperature- and building site related variations. Therefore check the wetting properties of the applied tile adhesive with the finger.
- Reaction to fire: A1 / A1fl



SCHÖNOX® Q2

to be at least 28 days old and to display a residual moisture reading of ≤ 2.0 CM-% (heating screeds ≤ 2.0 CM-%), calcium sulphate screeds should have a reading of ≤ 0.5 CM-% (heating screeds ≤ 0.3 CM-%).

- If used on above mentioned substrates in moist or wet rooms, an additional SCHÖNOX bonded sealing has to be performed. The corresponding product data sheets of the SCHÖNOX bonded sealings in combination with the thin-bed mortar in the corresponding moisture loading classes should be followed.
- Old, ceramic coverings should be firmly laid, thoroughly cleaned and abraded.
- Prepare calcium sulfate screeds following the BEB leaflet „Hinweise zur Beurteilung und Vorbereitung der Oberfläche von Anhydritestrichen“.
- For laying on heating screeds pay attention to the leaflet ceramic tiles and slabs, natural and concrete stones on heated and unheated cementitious floor constructions as well as EN 1264, part 4. We recommend for heated floor constructions to pay attention to the professional information "Schnittstellenkoordination bei beheizten Fußbodenkonstruktionen" of the BVF. Basically, floor heating systems should be started up slowly after laying the ceramic tiles at the earliest after 7 days at room temperature.
- For laying mosaic in walk-in showers, we recommend using front side paper bonded or foil bonded material. For bonding mosaic on the floor of walk-in showers (build with mortar coated rigid-foam boards XPS or EPS) use an epoxy mortar like SCHÖNOX CF DESIGN.

Priming

- **normal absorbent substrates such as:**
 - cement screeds
 - rapid cement screeds
 - cement plaster
 - lime-cement plaster
 - aerated concrete
- prime with SCHÖNOX KH (1:5) or SCHÖNOX KH FIX .
- concrete

prime with SCHÖNOX KH (1:3) or SCHÖNOX KH FIX .

- **non-absorbent, smooth, sound substrates such as:**
 - ceramic coverings, stable, thoroughly cleaned and if necessary abraded
- prime with SCHÖNOX SHP.
- **calcium sulphate substrates such as:**
 - calcium sulphate screeds
 - gypsum plaster
- prime with SCHÖNOX KH (1:1) (drying time at least 24 hours) or SCHÖNOX KH FIX (drying time at least 1 hour).

Mixing ratio

- For 25,0 kg SCHÖNOX Q2 approx. 7,25 l water

Recommended method of working

- Using a clean receptacle, add SCHÖNOX Q2 to cold clean water to form a homogeneous mixture. Use of a mixer with 600 rpm is recommended.
- Do not mix more material than can be handled within 3 hours.
- The mortar is to be applied and combed off using a suitable notched trowel. The material to be laid is inserted and pressed into the fresh bed of adhesive while it is still wet. Remove mortar residues.
- Material that has already been set cannot be re-mixed with additional water or powder.
- Clean tools in water immediately after use.
- SCHÖNOX Q2 is suitable for application with the floating-, the buttering- and floating-buttering method according to DIN 18 157.
- Unevenness up to 10 mm can be levelled with SCHÖNOX Q2.
- We recommend SCHÖNOX floor levelling compounds for full-surface levelling.
- In case of laying highly absorbent Chinese granite (e.g. Padang) irreversible discolouration can appear. We recommend a test bonding.
- For exterior areas use only suitable natural stones.

- The laying of ceramic tiles and slabs and natural stones on hollow floors without a screed as additional burden-sharing layer, should not be done without the approval of the planner for the hollow floor and the designated covering.
- Outer wall coverings on WDVS systems are excluded, as this area requires an officially approved test certificate for the entire system.
- For laying natural stones sensitive to discolouration we recommend depending on the substrate and the covering: SCHÖNOX Q9 W.

Grouting

For grouting of ceramic tiles with absorbent shards we recommend in case of joint width:

- from 1 to 6 mm SCHÖNOX WD FLEX
- from 1 to 12 mm SCHÖNOX UF PREMIUM

For grouting of ceramic tiles with low absorbent and nonabsorbent shards we recommend in case of joint width:

- from 1 to 10 mm SCHÖNOX SF DESIGN
- from 1 to 12 mm SCHÖNOX UF PREMIUM
- from 2 to 20 mm SCHÖNOX SB FLEX
- from 2 to 40 mm SCHÖNOX XR 40

For grouting of natural stone tiles we recommend in case of joint width:

- from 1 to 5 mm SCHÖNOX SF DESIGN
- from 1 to 12 mm SCHÖNOX UF PREMIUM
- from 3 to 15 mm SCHÖNOX SU

For grouting with chemical resistant joint filler we recommend in case of joint width:

- from 1 to 10 mm SCHÖNOX CF DESIGN
- from 1 to 10 mm SCHÖNOX CON BODEN
- from 2 to 40 mm SCHÖNOX XR 40

For building movement joints and field definition joints we recommend:

- SCHÖNOX ES respectively SCHÖNOX MES

Follow the relevant product data sheets.

Packaging

- 25.0 kg paper sack

SCHÖNOX® Q2

Storage

- Store SCHÖNOX Q2 in cool, dry conditions.
- Storage life of 1 year (in closed packaging).
- Opened packages should be closed immediately and used up as soon as possible.

Disposal

- Empty packaging of all trickles and dispose of in accordance with the regulations.
- For the disposal of product residues, waste water and containers with adherent product residues please follow the local governmental regulations.

EMICODE

- EC 1^{PLUS}: very low emission

GISCODE

- ZP1 - cement products, low in chromate

EPD - Self-declaration

- Sika Deutschland GmbH declares that the product fulfills the criteria of one Environmental Product Declaration acc. to ISO 14025 and EN 15804
- Declaration available for download at www.schoenox.com at SCHÖNOX Q2

Sustainability

- **CO2 emissions**
Causes less CO2 emissions compared to a conventional product.

Instructions

- All values are approximate and are subject to local climatic fluctuations.
- SCHÖNOX Q2 contains cement. Alkaline reaction when it comes in contact with moisture, therefore protect skin, eyes and respiratory system. Do not breathe in dust. In case of contact rinse immediately with plenty of water. In case of contact with eyes seek additional medical advice.
- Please follow the relevant product data sheets when using complementary products. If in doubt, we recommend

obtaining further information from the manufacturer.

- Protect SCHÖNOX Q2 during the working process from high ambient temperatures, direct sunlight and draughts because the open time will strongly interact. Observe skin formation.
- For working in exterior areas basically the atmospheric conditions must be stronger considered. Protect the work against imminent rainfalls with a suitable roofing.
- High temperatures accelerate, low temperatures decelerate the working and curing process.

The applicable recommendations, guidelines, DIN regulations and safety data sheets are to be observed, together with the recognised architectural and engineering regulations. We guarantee that our products leave the factory in perfect condition. While our recommendations for use are based on tests and practical experience, they can only provide general guidance without any assurance as to product characteristics, since we have no influence over the conditions on site, the execution of the work or the method of processing. This product data sheet supersedes all previous editions.



The Sika management system is certified to ISO 9001 and 14001 by SQS

Sika Deutschland GmbH

Subsidiary Rosendahl

P.O. Box 11 40

D-48713 Rosendahl / Germany

Phone +49 (0) 2547-910-0

Fax +49 (0) 2547-910-101

E-mail: info@schoenox.de

www.schoenox.com